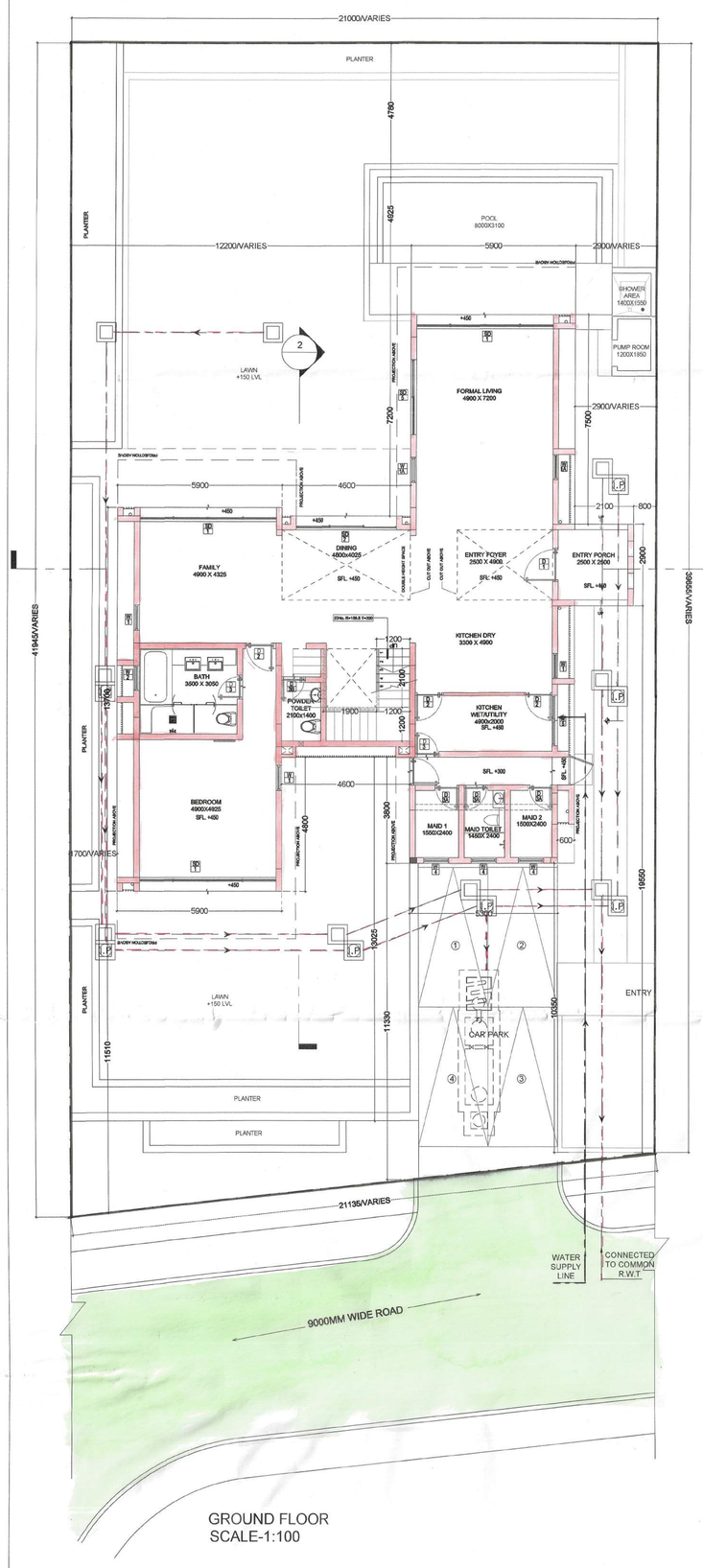

GROUND FLOOR
SCALE-1:100

FIRST FLOOR PLAN
SCALE-1:100

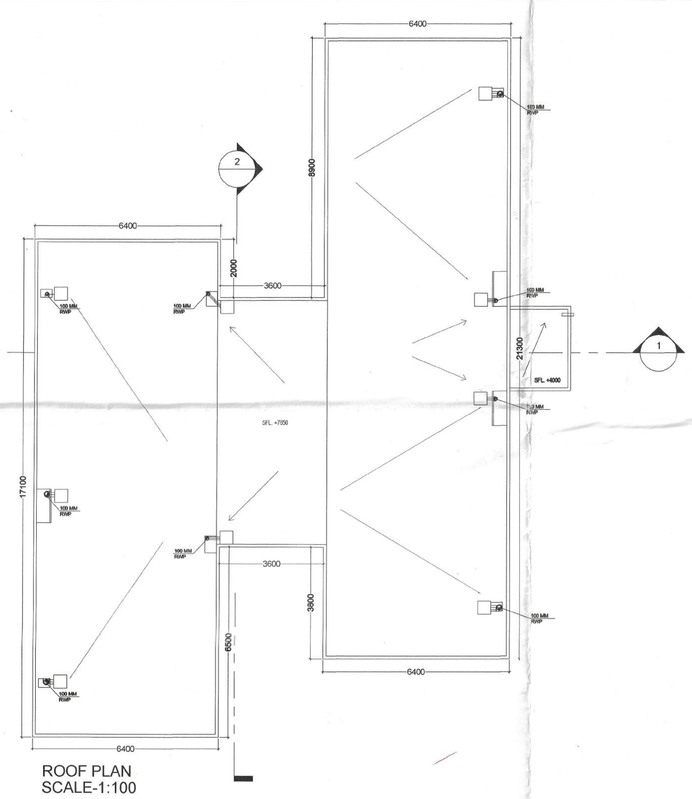

ROOF PLAN
SCALE-1:100

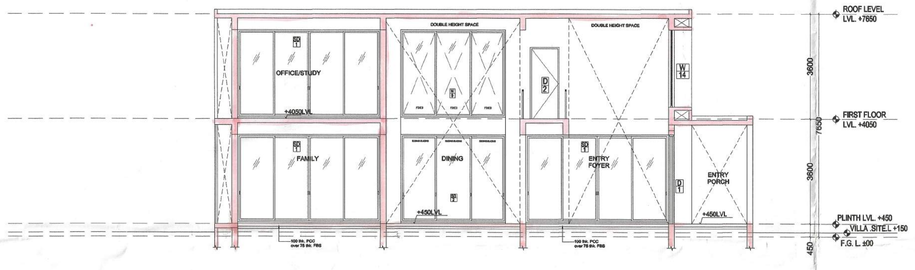

SECTION-1
SCALE-1:100

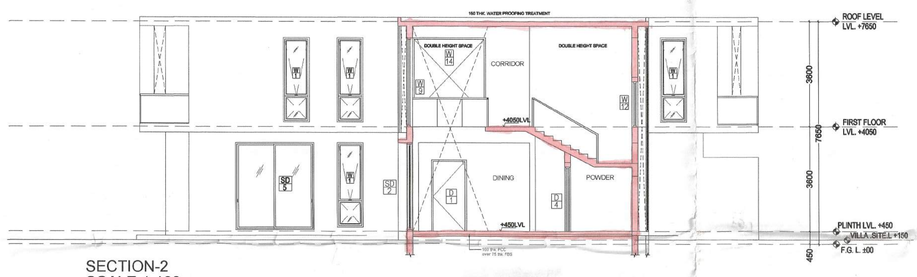

SECTION-2
SCALE-1:100

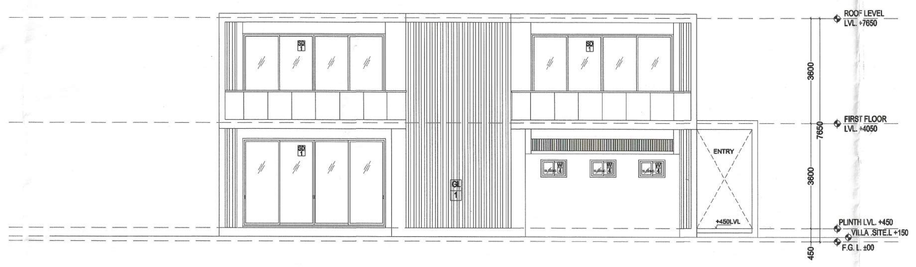

FRONT ELEVATION
SCALE-1:100

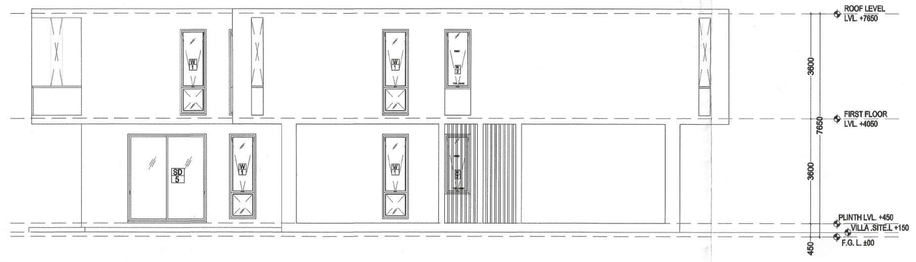

SIDE ELEVATION
SCALE-1:100

A. GENERAL NOTES:

1. ALL DIMENSIONS ARE IN MILLIMETERS UNLESS OTHERWISE SPECIFIED.
2. ALL INTERNAL PLASTERS ARE 12 MM THK.
3. ALL EXTERNAL WALLS ARE 200 THK.& INTERNAL PARTITION WALLS ARE 150 THK. UNLESS OTHERWISE MENTIONED.
4. ALL ELECTRICAL AND PLUMBING WORKS ARE CONSIDERED AS PER I.S.CODE

B. AREA CALCULATIONS :

4 BHK (A1 TYPE)
PLOT 1, PLOT 2, PLOT 3, PLOT 4, PLOT 5, PLOT 6, PLOT 10, PLOT 11, PLOT 12, PLOT 28, PLOT 29, PLOT 41, PLOT 42, PLOT 43, PLOT 55, PLOT 56, PLOT 57, PLOT 58, PLOT 59, PLOT 60, PLOT 62

TOTAL PLOT AREA - 18143.26
BREAK UP OF BUILT UP. AREA :
GROUND FLOOR AREA : 215.24 SQM.
FIRST FLOOR AREA : 233.23 SQM.
TOTAL : 448.47 SQ.M.

ACHIEVED HT. BUILDING : 7.65 M
CAR PARKING PROVIDED : 4 NO.
NUMBER OF PLOTS : 21
TOTAL BUILT-UP AREA : 9,417.87 SQ.M.
STAIR AREA OF EACH BLOCK : 15.23 SQ.M
TOTAL STAIR AREA : 319.83 SQ.M
PARKING AREA : 50 SQ.M

C. DOOR WINDOW SCHEDULE :

SCHEDULE OF DOOR

SL. NO	DOOR MARKED	MASONRY OPENING WIDTH	MASONRY OPENING HEIGHT	LINTEL	SILL	DESCRIPTION	NOS
1.	D1	1200	3000	3050		SINGLE SHUTTER FLUSH DOOR	1
2.	D2	1000	2400	2450		SINGLE SHUTTER FLUSH DOOR	6
3.	D3	850	2400	2450		SINGLE SHUTTER FLUSH DOOR	5
4.	D3A	850	2550	2600		SINGLE SHUTTER FLUSH DOOR	3
5.	D3B	850	2100	2150		SINGLE SHUTTER FLUSH DOOR	1

SCHEDULE OF WINDOW

SL. NO	WINDOW MARKED	MASONRY OPENING WIDTH	MASONRY OPENING HEIGHT	SILL	LINTEL	DESCRIPTION	NOS
1.	W1	900	2900	100	3050	PARTLY FIXED PARTLY OPENABLE	10
2.	W2	900	2100	950	3050	PARTLY FIXED TOP HUNG	4
3.	W4	900	1350	1100	2450	TOP HUNG	3
4.	W5	1800	1200	1850	3050	SLIDING	1
5.	W9	3600	3050	-	3050	FIXED GLAZING	2
6.	W14	2500	2650	-	2650	FIXED	1
7.	SD1	4900	3050	-	3050	SLIDING GLASS DOOR	7
8.	SD2	3600	3050	-	3050	SLIDING GLASS DOOR	1
9.	SD5	2600	3050	-	3050	SLIDING GLASS DOOR	1

D. SIGNATURE OF OWNER :

PURTI HOTELS AND RESORTS PVT. LTD. — Director
ABHIYAN COMMERCIAL PVT. LTD. — Director.
GODBALAJI TRADELINK (P) LTD. — Director

SIGNATURE OF OWNER

E. CERTIFICATE OF STRUCTURAL ENGINEER :

CERTIFIED THAT "THE STRUCTURAL DESIGN & DRAWINGS OF BOTH FOUNDATION & SUPER STRUCTURE OF THE BUILDING HAS BEEN MADE BY ME CONSIDERING ALL POSSIBLE LOADS INCLUDING THE SEISMIC LOAD AS PER THE NATIONAL BUILDING CODE OF INDIA AND CERTIFIED THAT IT IS SAFE AND STABLE IN ALL RESPECTS."

KOUSHIK SENGUPTA
B.E. (CIVIL), M.E. (STRUCTURE)
E. S. E. - I / 76 (K. M. C.)
SIGNATURE OF STRUCTURAL ENGINEER
KOUSHIK SENGUPTA

F. CERTIFICATE OF ARCHITECT:

I CERTIFY THE PLAN ITSELF WITH FULL RESPONSIBILITY THAT THE BUILDING PLAN HAS BEEN DRAWN UP AS PER BUILDING BYLAWS, THE BUILD UP SITE IS NOT A TANK OR FILLED UP TANK AND ALSO CONFIRMED THE SAID BUILDING IS SAFE AND STABLE IN ALL RESPECT.

VIVEK SINGH RATHORE
Registered Architect
Reg. No. CA/2001/28162
SIGNATURE OF ARCHITECT
VIVEK SINGH RATHORE

G. PROJECT:

PROPOSED TYPICAL G+1 BUNGALOW FOR RESIDENTIAL COMPLEX AT DAG NO - 408,409,162,473,474,163,475,164,482,483,484,485,605,210,486,487, 488,481,594,593,580,504,588,589,586,591,592,585,584,583; MOUZA-SOMSARA & SRIRAMPUR,P.S.-DADPUR, P.O- HANRAL, DIST.- HOOGLY,WEST BENGAL.

H. CLIENT:

ABHIYAN COMMERCIAL PVT. LTD.
49A,T.C. ROAD,KOLAKTA -700053
GOD BALAJI TRADELINK PVT. LTD.
14 N.S Road, Kolkata-700001
Purti Hotels & Resorts Pvt. Ltd.
14 N.S Road, Kolkata-700001

I. ARCHITECTS:

Ecostation, BP - 7, 8th Floor, Sector V,
Salt Lake, Kolkata - 700091 . India
email:projects@salientdesignstudio.com
Tel: 033-23670979, 23679080/81
www.salientdesignstudio.com

THIS DRAWING IS THE PROPERTY OF SALIENT AND IS NOT TO BE REPRODUCED, COPIED, HANDED OVER TO A THIRD PARTY OR USED FOR ANY PURPOSE OTHER THAN THAT FOR WHICH IT HAS BEEN LOANED.

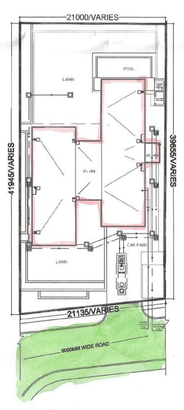

SITE PLAN
SCALE - 1:400

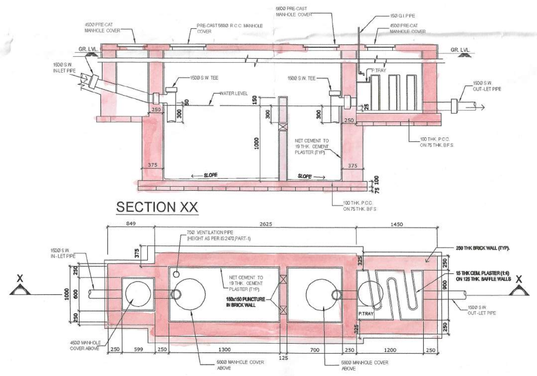

DETAILS OF SEPTIC TANK
SCALE - 1:50

KEY PLAN
SCALE - 1:2000

CHECKED BY T. E. C.
12/2/23

The Plan is presently approved subject to compliance of the issued Fire Safety Recommendation and changes as marked.
DIRECTOR
FIRE PREVENTION WING
WEST BENGAL FIRE & EMERGENCY SERVICES
GOVT. OF WEST BENGAL

SANCTION DRAWING

TITLE :
SITE PLAN, KEY PLAN,ELEVATIONS & SECTIONS OF VILLA A1,PLOT 1, PLOT 2, PLOT 3, PLOT 4, PLOT 5, PLOT 6, PLOT 10, PLOT 11, PLOT 12, PLOT 28, PLOT 29, PLOT 41, PLOT 42, PLOT 43, PLOT 55, PLOT 56, PLOT 57, PLOT 58, PLOT 59, PLOT 60, PLOT 62

DWG NO.:	NOTE:	DATE:	REV.:
AR/MERAKI/SANC/A1	Scale:1:100, 1:2000	30.11.2022	